

# ZAK'S 2020 COLLECTION



ZAK H ZAKOVI

# Contents

## I. Stone and Steel Sculpture pages 3 – 6

Beginning with larger outdoor pieces then a blend of smaller stones

## II. Paintings and Drawings pages 7 to 10

Beginning with a single ink drawing on cloth, followed by a blend of painting and ink and acrylic images and groups of drawings. Drawing has been my staff since 1964!

## III. Composition Sculptures pages 11- 12

This section is of sculptures done over a period of time that my back injury would not allow me to work in the Wood Shop or Building Homes. They are smaller and made of CelluClay, limbs, wire, bits of wood and Formica then highly painted.

## IV. Wood and Stone Sculpture pages 13 – 16

These wood and stone sculptures and wood carvings begin with a piece from 1979 and continue through 2019, including doors and a window that go beyond the norm. – 40 years!

## V. Photos of leather work done in 70's -80's pages 17 - 18

It began with leather during graduate school in Tucson then evolved into monumental sculpture and a move back to Montana.

## VI. Meditation Garden @ Zak's -2007 to 2008 pages 19 - 20

Built and installed at my studio in Bozeman. A stone table and bench have been added since then.

## VII. New Work (2020) pages 21-24

New Pieces completed in 2020.

\* Cover painting: "Journey South" painted in 1992 - 45 x 35 inches  
\$4,850.00

## Art Collection Location

This collection of Stone, Wood, Drawings, Paintings, Artworks and a few leather items that I have made and hung onto for my own pleasure are in and around my Studio at 417 Plum Ave. in Bozeman Mt.

I encourage you to go to my website Zak Zakovi.com where you can check out my Books and Essays link and find these books I have done over the years: "Two Sculptures"- "Stone Stair Essay" - "The Water Fall Arch"- "Fossil Thunder" and "Stones by Zak." In these books you will see the scale of stone work I did in those 25 years, DBA Stones by Zak .

This collection of Art I have kept does not include any large stone pieces.

## The Studio

The Studio had to be upgraded to handle stones 500 pounds to several tons, by myself.

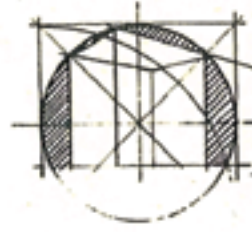
I bought a forklift and rigged my 5-ton truck to haul stones from the central Montana quarry. I also had stones delivered from the stoneyard at Gallatin Gateway to my studio. The owner of the yard and man that leased and operated the quarry near Rye-gate.

Working with lots of nylon cargo straps and chain, I became a master rigger to turn the stones and study them, then cut and carve them in the studio.

My passion for stone, which began in Oracle, Arizona, grew into a full-blown stone cutting and carving operation in Bozeman, Montana. My steel working skills also grew to make stands and connections joining stones together. I bought welders - gas torches / cutting – grinders and built benches and steel horses.

After bringing a stone into the studio with the forklift I needed to lift them off the floor, standing them, turning them over and putting two stones together. To do that I built I beam hoists that swung over all the work areas; on the I beams I installed rolling chain hoists so that once I had a stone / stones raised I could move them anywhere in the studio.

In section V1 page 19 I give you a sense of how busy the studio was at that time I built the Meditation Garden. Yet doing that project was a joy to fit into other commissions. Plus a note about my other 15 books.



# CIKAN ARCHITECTS, P.C.

1807 W. Dickerson, Suite C • Bozeman, MT 59715 • 406-586-3624 • Fax 406-586-3630

## Zak Zakovi by Frank Cikan

As an architect, I had been rather lucky to have several clients where I felt that a collaboration with an artist could make the commission to be a one of a kind, special and unique project. The artist of my choice has been Zak Zakovi. He is a master of many trades and his artistic expression from painting, leatherwork, wood, steel and stone sculpture speak with a unique voice. I truly believe that when Zak works with stone the stone whispers to him what is possible and can be done. Zak's vision is one thing, but hard work and perseverance makes it happen. The results are stunning. The love affair between Zak and the stone and steel births sculptures that touch and lift our hearts. Zak's craftsmanship is impeccable. All the stone journey is delicate, precise and thought out way ahead of time before the chisel touched stone. Nothing is left to chance. The character of his art is very organic in nature exploring the masculinity and femininity with symbolism and mysticism. His work is in perpetual conversation with the origins and history of the materials, raw and honest. It is all there, the sensual, the carnal and obdurate and crude at the same time, the highs of happiness and lows of our sorrow expressed in a sculpture. The conquest, the struggle even though writ in stone and steel, is never stagnant. It is ever changing, evolving like life itself. Zak did not choose Art, but Art chose him, and we are all grateful for that.

It has always been a privilege and honor to know Zak and to admire and be touched by the spirituality of his work.

Frank Cikan



*Alone - 1964*

*Drawn @ San Francisco Art Institute  
actual size - 8 1/2 " x 11" ink on paper  
\$1275.00*

# I. Stone and Steel Sculpture

Shown in 1" scale ~ 1 inch = 1 foot



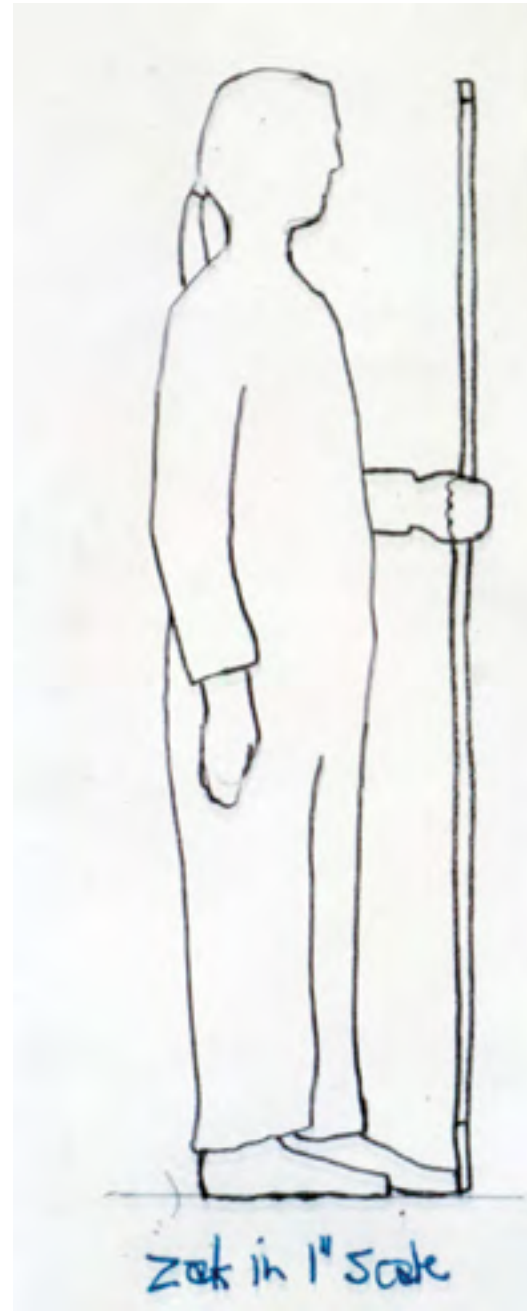
*Double Spiral* - 2007 - 21W x 22H x 12W (inches)  
20 pounds  
\$1800.00



*Flowering Spiral* - 2005  
W x 8H (feet) - 300 pounds  
\$3500.00



*Zakland* - 2012  
7 feet 7 inches long x 4 feet 10 inches high  
\$9550.00



**Puzzle Rock - 2014**  
21L x 27H x 16W (inches)  
\$1750.00




**Genesis - 2001**  
33.5W x 25H x 2.5D (inches)  
750 pounds  
gift to daughter-in-law Jenna Patchett  
\$2100.00



**Three - 2013**  
13L x 15H x 9W (inches)  
gift to son-in-law Jonah Patchett  
\$1250.00



**Love Seat - 2011**  
6L x 3.5H x 2.82D (feet)  
\$5400.00



**Knob - 2006**  
 30H x 15L x 7W (inches)  
 220 Pounds  
 \$2150.00



**Sleeping Beauty - 2001 - 2014**  
 5L x 4.5H x 2.25W (Feet) - 2600 Pounds  
 \$3750.00


### Stone and Steel Sculptures 1990 to 2015

These stone pieces were done over a 14 year period between major commissions. They are Sandstone, Limestone and Basalt stone types. The steel work varies from 100% in Spiral flower to 70% in Stone Finger, to none in the Stone Table and Love Seat. There is even a large cast concrete form in Zak Land.

Stone Joinery has always been a fascination, clear in Puzzle Rock. These 15 pieces made at Plum Street Studio while hundreds of commissions in Stone and Steel were made. See ZakZakovi.com for much more.



**Stone Finger - 2006**  
 6L x 5.5H x 2.18W (Feet) 800 Pounds  
 \$2800.00



**Stone Post - 2005**  
 6 Feet High x 9 Inches Square  
 \$2800.00




**Totem - 2007**  
14 feet 8 inches high x 34 inch diameter base  
2000 pounds  
\$6200.00



**Inner Garden - 2015**  
4H x 3L x 1.75 (Feet)  
\$3150.00



**Stone Cicle Light - 2007**  
4H x 1.583 D (feet) - 350 Pounds  
\$2200.00



**Stone Table - 2014 - 7'feet 7" Long x 2 feet 6 inches High x 2 feet 7 inches wide - \$8250.00**

## II. Paintings and Drawings

Shown in 1 1/2 scale - 1 1/2 inch = 1 foot



*Ruby Creek* - 2012  
22 x 16 inches \$2850.00



*River Bottom* - 1998  
21 x 18.5 inches \$2275.00



*Lady in Paradise* - 1995 - 20 x 63 inches \$5200.00



*Three More Trees* - 1998  
11 x 14 inches  
\$850.00



*Noon* - 1986  
15 x 15 inches  
\$1275.00



*Deer Park* - 1992 28 x 25 inches \$2695.00



*Spirit Tree III* - 1986  
15 x 22.5 inches  
\$1850.00



*Split Mountain Dance* - 2003  
23.5 x 17.5 inches  
Gift to Son-in-Law Bill Patchett  
\$2200.00



*Ditchline II* - 1990  
20 x 24 inches  
\$2250.00





**Alone - 1964**  
11 x 8.5 inches  
(This is the oldest drawing/  
painting in this group)  
\$1275.00



**Tree Power - 1998**  
10 x 9 inches  
Gift to Sandi Newland \$1100.00




**Bozeman Creek - 1998**  
11 x 8.5 inches  
Gift to Sandi Newland  
\$1450.00



**Night Snag - 1967**  
7.5 x 9 inches  
\$775.00



**Spike - 1983**  
8 x 7.5 inches  
\$450.00



**A Float - 1969**  
8.5 x 5.5 inches  
\$450.00


These paintings and drawings span 58 years. I recommend you view these on a computer. Go to [ZakZakovi.com](http://ZakZakovi.com) and open '2020 collection'.



**Lady - 1966**  
7 x 7 inches NFS



**Mating Trees - 1984**  
6.5 x 6.5 inches  
\$650.00



**Gaia Bolt II - 1967**  
8.5 x 9.5 inches  
\$600.00



**Back to Montana - 1998**  
14 x 11 inches  
\$1250.00



**Mission Fork** - 1991 - 30 x 19 inches  
\$2250.00



**Spirit Tree II** - 1986 - 23 x 16 inches  
\$1950.00



**Bog Tree** - 1998 - 12.5 x 9 inches  
Gift to Sandi Newland  
\$875.00



**Split Mountain Tree** - 2003  
23 x 17.5 inches  
Gift to Son-in-Law, Bill Patchett  
\$1950.00



**Knob Hill** - 1990 - 30 x 28 inches  
\$2300.00



**Rain at Ruby Creek** - 1991  
35.5 x 23 inches  
\$3025.00



**Night in the Wash** - 1967 - 9 x 10.5 inches  
\$675.00



**Park Tree** - 1998 - 8 x 9.5 inches  
\$950.00



**Tunnel** - 1990  
30 x 13 inches  
\$2250.00

**Gallery Scene** pages 9 – 10

This group of images gives a gallery scene of landscapes found in Zak's head from a lifetime of growing up and working in Montana.

The images of trees and hillsides come from years working as a ranch / farm hand to logger then wood shop and home designer / builder. I try to capture that beautiful life and the images are also affected by 90 degree to -45 degree below days + rain, snow and hot sun.



***Ditchline II*** - 1990 - 6 x 7.5 inches  
\$1250.00



***Tropical Montana*** - 1998  
14.5H x 11.5W inches  
\$1300.00



***Lagoon*** - 1998 - 14 x 10.5 inches  
Gift to Sandi Newland  
\$1450.00



***Smokey*** - 1999 - 10 x 14 inches  
\$1700.00



***Prairie Tree*** - 1998 - 9 x 13 inches  
\$850.00




***Fallen Tree*** - 1980  
14 x 11 inches  
\$1100.00



***Snag*** - 1998 - 11.5 x 9 inches  
\$800.00



***Gaia Bolt*** - 1998 - 7.5 x 9.5 inches  
Gift to Sandi Newland  
\$625.00




***Hills*** - 1980 - 14 x 11 inches  
\$1100.00



***Trees at Emigrant Peak*** -  
1997 - 11.5 x 15.5 inches  
\$1550.00

### III. Composition Sculptures

This section is of sculptures done while my back injury would not allow me to work in the Wood Shop or build homes. They are small and made of CelluClay, limbs, wire, bits of wood and Formica, canvas, lead sheet and highly painted with Acrylic and latex paints.



**Lotus Flower - 1984**  
19W x 25H x 8.25W (inches)  
\$2200.00



**Tree with A View - 1984**  
15L x 15.5H x 7W (inches)  
\$1200.00



**Tortois Plant - 1967**  
16L x 29H x 10W (inches)  
\$1600.00



**Billboard - 1984**  
22L x 11.5H x 6.75W (inches)  
\$1200.00



**Spirit Tree - 1987**  
27H x 28L x 16W (inches)  
\$3150.00



**Blade of Grass - 2019**  
34 inches high with  
14 inch diameter base  
\$2400.00

## Composition Sculptures

In the mid-80s at the wood shop a door fell on me. The damage was enough that I could no longer work in the shop or build homes I designed.

After lining out my shop and field foreman I would work in a second floor alcove making these small and lightweight sculptures and doing paintings / drawings. The sculptures are made of wood pieces, limbs, Cellu-Clay, canvas, sheet lead and some plant parts.


The upcoming wood art is also a result of my transition from builder to full time artist. The drawings are done on cloth in ink, acrylics, markers and pencils of many kinds.





**Shout Out** -- 1987 - 2015  
63H x 17L x 12W (inches)  
\$3200.00



**Sentinel Tree** - 1989  
26H x 12.5L x 4.5W (inches)  
\$1150.00



**Tenny Shoe** -- 1988  
14L x 15.5H x 3W (inches)  
\$1800.00



**Tree on Books** - 1988  
26 1/2H x 15 1/2W x 15D  
\$2800.00



# IV. Wood and Stone Sculptures

1.



*Standing Alone - 1995*  
 Stone and Steel  
 4 feet 5 inches high  
 7 x 7 base  
 \$2700.00



*Z Chamber - 1994*  
 2'3" h x 6" d x 1'6" w, 225 lbs, \$2800.00



*Sliding Doors - 1981 - 6W x 7H | 3W each (feet) \$4850.00*



**Eclipse Mirror - 1977**  
24 inch diameter  
Gift to Daughter Tamar Patchett  
\$1350.00



**Branch with Spike - 1971**  
19.5 x 6 inches  
\$950.00



**Wooden Feather - 1985**  
20L x 14H x 10W (inches)  
\$1850.00



**Limb Window 1977**  
2 x 3 feet  
\$1700.00



**Warrior 1979**  
39 x 3 x 5 inches  
NFS

## 2.

### 6 wood sculptures in Group 2 pages 13 – 14

These 6 pieces dating from 1979 - Warrior, to 1985 for Wood Feather, come before the wood sculptures in group 6 on the next pages 15 – 16.

The pair of doors and the window are typically wood working items – these however exceed that and are sculpture. I do know the difference, having operated Zak's Wood Shop from 1976 – 86. The evolution from craftsman to artist dates back to my beginnings in the 60s through now. Use of my endeavors defining the endeavor.

The wood types here range from pine planks in Eclipse Mirror to red mahogany in the Feather and white mahogany in Warrior. The limbs are local and lots of oak in the doors. I made paper patterns for the local glass shop to cut glass I selected.

I am proud to say Zak is a craftsman and artist.



***Standing Log on Stone - 1994***  
*6 feet x 27 inches x 19 inches*  
*\$3100.00*



***Standing Stone on Wood - 1993***  
*3 feet x 10 inches x 10 inches*  
*\$2700.00*



***Pierced Arrow 2004 - sandstone steel feet***  
*4' 5" H x 7" W & D - 180 lbs*  
*\$2650.00*

## Wood and Stone sculpture

There are several groups of wood sculpture:

1. Wood and Stone sculptures - 5 of them.
2. Wooden art items in my home - 6 of them.
3. Wood Carvings, vases and a free standing sculpture

The scale of these photos is 1 ½ inch. = 1 foot.  
 Again for better views go to [ZakZakovi.com](http://ZakZakovi.com).

NEXT – Wood Carvings





***Moon Nest - 2018***  
*2.2 H x 23L x 17D (Inches)*  
*Carved from tree limbs, a block of fir, some leather features and a slice of hard wood limb base*  
*\$2900.00*

3.



***Teak Flower - 2017***  
*21H x 10L x 7D (inches)*  
*Carved from a block of teak with some metal for feet and flower vase holder*  
*Gift to Sandi Newland*  
*\$1800.00*



***Star Burst Flower - 2016***  
*2 feet 3 inches High x 12 inches wide x 11 inches Deep*  
*Carved from a block of teak with some metal for feet and vase holder*  
*Gift to Sandi Newland*  
*\$1600.00*



***Oh Spiral - 2015***  
*19H x 13L x 13D*  
*Carved from a block of fir and a stump of walnut and some metal for feet and a vase holder*  
*\$1700.00*

### Wooden Art

There are 6 pieces of my Wooden Art that have been made in the last few years. I still have my first attempts at wood carving from 1959, a small gift for my folks on their anniversary.

I have a stash of hardwood in one of my sheds and have begun carving a few pieces - wooden flowers and spirals that hold vases in steel fittings and a nice small freestanding piece of sculpture with leather fittings.

The best woods I have are teak and walnut together with some fir and elm branches and planks; aged in a dry shed since the 70s. (Left over from the Zac's Woodshop days) They were very dry when I collected them.



*Zak in Tuscon Arizona 1969*

## V. Leather Tools and Work 1963 - 1974

I began leather work in Tucson in 1966. I had discovered the Skora Leather store in the old section of downtown; they purchased odd lots of leather, and bought out defunct shoe shops and leather businesses, here I found odd lots of leather and a huge selection of leather-working tools.

I had no idea what to do with leather, I just liked the material's suppleness and the range of colors and textures. The leather-working tools were fun and a great new experience as well.

I went to Tucson after I was accepted as a TA in the MFA program. I had just gotten married and arrived 3 months early to find digs and explore the city.

In 2016, looking through the mist of 48 years at the photos and drawings I saved of my first craft, I decided to make the book "Leather"\*. There is no chronological record as none of the images are dated – yet I was able to divide the work into these six categories:

1. Beginning work
2. Exploration of stitching, inlay and dyes
3. Conch Bags and Forms
4. Bobble Bags and fringe – Outrageous bags
5. Useful wares – luggage, backpacks, notebooks, vests, wallets, gun scabbards
6. Toys and Far-out non useful leather craft

\*Leather Book 2016. See B&E page on [zakzakovi.com](http://zakzakovi.com)  
*Leather Book*




## Leather

Leather exploded in my life. Going from a small shop in South Tucson to selling at major boutiques in New York City, Chicago, Denver, L.A., Tucson and Phoenix within a year - I had a great agent. I even got photos and texts in Vogue and Gentlemen's Quarterly along with Tucson's special editions.

My life was also exploding, I left Soleri's in 1968, started Zak's Leather Works 1969, started teaching at U of A 69 - 71. I was selling monumental Steel and timber sculptures 69 - 72. The press in Vogue, Gentlemen Quarterly and many special editions and magazines in Tucson created a nice fog around my studios and life; my students ate it up.

The final sale of a huge sculpture bought me a brand new 1 ton Chevy truck to move the materials and sculptures around and then haul my art, tools, and possessions on the truck and a trailer I made to Bozeman, Montana.

All the while making leather bags and apparel continued in Montana for several years until we bought a house and made a family; then a home design and building career took hold of our lives.



# VI. The Meditation Garden

It happened in 2007 - a big project while Plum Street Studio was in the peak of making stone and steel sculptures for a host of clients including: the Great Falls Library Water Fall Arch, an entrance to Meadow Village at Big Sky and hundreds of clients I designed and built sculptures for.

This photo is page from a 9-page essay about the garden in a book titled Two Sculptures, found on the B&E page of one of my books and essay. There are 15 books and essays I have written on ZakZakovi.com.

The Garden is a special place to read a book or write a letter while watching the birds at the feeder.



**THE SANCTUARY** was built over 11 months in 2007 & 08. The stones are flagstone slabs that average 2 inches thick and weigh 1000 lbs. +- . It is a place for our Sangha to meditate and have guests over to visit and cook out.



### **Sanctuary arial view and joint detail**

The bench is two 6-inch thick stones on 3 stone piers; combined they weigh 1 and ¼ tons. The bench seats 6 people meditating and several couples for dinner.

Once inside the enclosure it becomes a warm and friendly environment screened from the rest of the grounds yet part of the studio grounds. During parties; a changing group of guests.



## VII. Recent Work

### Trunk and Stick

The piece has a presence very much like a critter in the room that draws your eye and makes walking around the piece a visual delight. It is very different from each side of it. I like all sides do rotate the piece every week or 2 to get a new hit of it as I approach from the studio or from lunch.

The elements of this piece are a cherry wood log that is 12 inches in dia. x 15 inches long and a piece of white maple 4 inches x 5 inches square x 24 inches long topped with a block of fir carved like a skull 4 inches x 5 ½ inches sticking up 6 inches at the end of the maple. The log is notched to receive the maple timber at an angle. Then on top of the log is a steel triangle shaped candle holder with 3 large candles that are 3 inches dia. x 12 inches high. The overall size of the piece is 23 inches high by 24 inches long and 12 inches wide. The entire piece weights about 100 pounds.

I began carving the log first. Its natural patina is dark brown and when carving into it the bright red of cherry wood glows. I began with a notch for the maple timber at a steep angle. Then I developed graphics around the notch which connects to the sides and back side where my old friend the spiral calls out. On the 'Stick', the timber, I continued with graphics using chisel textures to make the very smooth surface reflect light. It stands on 4 sturdy legs cut at a steep angle into the bottom of it, set on a block of framed wood like a pedestal. The log has 4 rubber tipped bolts from the bottom that raise it one inch above the piece of furniture the entire piece sets on.

This piece began without any reference to animal or person. It really grabs your attention when entering the room. At night the 3 candles really set it off as a center piece that changes the mood of the room.



**Trunk and Stick** - 23 inches high x 24 inches long x 12 inches wide  
\$2650.00



## The 417 sculpture

It began in March 2020 when looking for limbs in the Lilac hedge, in some of the clumps of bushes older sprouts died and decades later become standing dead limbs; it is a very hard wood with 3 or 4 types of plants, each have different limb patterns which can be seen on the 4 main limbs.

Having a stack of limbs I then choose a block of Cherry wood from the aging shed and a hunk of steel tubing out of the steel timming's pile.

The limbs fitted and bound in the rectangular steel tube where capped / ended with wood balls of several sizes. Looking at my notes I see the work of grouping limbs using the steel tube to bind them together and capping the ends with wood balls and cubes of wood was done in March. Then April 1 work on the block of Cherry began; learning how to carve that difficult and tough wood took a long time. Working short shifts 4 to 5 hrs. and having to use a propane heater in the studio due to the unusually cold April. By mid-April I had oiled / stained the carved block of Cherry and bolted it to the steel tube.

I have noticed my work in wood has a different pattern than the Stone and steel pieces I did in the 80s – 90s ... I had to quit stone work due to my lung problems. For the stone work I did a lot of pre drawing using many 5 x 7 tablets to study details as the work progressed.

Late April and with more drawings I at last found a name for the piece "417"! The name of my studio on North Plum Ave.

The heavy steel tube binding the limbs together in a bundle with wood ball and wood cubes ending them and resting on 3 crab apple wood legs "417" was done. Now mounted on a wooden base is a fine sculpture.

**Zak Zakovi April 21, 2020**



417 24 ½ high x 41 long x 15 ½ wide completed april 20, 2020 \$3750







## Closing

I began this book with a photo of “Alone” done while attending San Francisco Art Institute in 1964. Wow... 56 years ago. I had great instructors there and at MSU Bozeman, then at ASU Phoenix with Palo Soleri followed by winning a TA at U of A in Tucson and earning a MFA.

Throughout this book I have referred to my website [ZakZakovi.com](http://ZakZakovi.com) telling you where to find nice large photos on a laptop. I do not recommend using a cell-phone, too much thumbing and zooming.

My collection of 79 pieces of art work spans 56 years. I chose to present it in categories rather than chronologically, so the dates are all over the place. Each photo has – Title, date, size and some a note that I gifted that piece to my family and partner Sandi Newland. All have a dollar value.

### **Goal**

My goal with this book is to take it to the Museums and Universities in the state along with my credentials to see where I can place my art collection when I retire from this address.

I also want to thank and shed some light on my guide and graphic designer Dennis Kern who has built my website. Dennis is a very talented computer master with a kind heart and gentle nature.

This Collection is not for sale – this book is a tool to place my collection where it can be seen and studied. If the institution that puts my work in their archives has a policy to award donors stipends – that would be nice.

ZAK H ZAKOVI



# ZAK H ZAKOVI

417 N. Plum, Bozeman, MT 59715  
[www.zakzakovi.com](http://www.zakzakovi.com) 406-582-9703

© PLUM STREET  
STUDIOS inc.

